


Introductory sub-table (I)(a)

Name of the Company: GUJARAT INVESTA LIMITED			
Scrip Code, Name of the scrip, class of security: BSE - 531341 : Equity Shares			
Quarter ended: 31.03.2015			
Partly paid-up shares:-			
	No. of partly paid-up shares	As a % of total no. of partly paid-up shares	As a % of total no. of shares of the company
Held by promoter/promoter group	0	0	0
Held by public	0	0	0
Total - D	0	0	0
Outstanding convertible securities:-			
	No. of outstanding securities	As a % of total no. of outstanding convertible securities	As a % of total no. of shares of the company, assuming full conversion of the convertible securities
Held by promoter/promoter group	0	0	0
Held by public	0	0	0
Total - E	0	0	0
Warrants:-			
	No. of warrants	As a % of total no. of warrants	As a % of total no. of shares of the company, assuming full conversion of warrants
Held by promoter/promoter group	0	0	0
Held by public	0	0	0
Total - F	0	0	0
Total paid-up capital of the company, assuming full conversion of warrants and convertible securities (Grand Total (A+B+C)+ D+E+F)			
	7509900		100

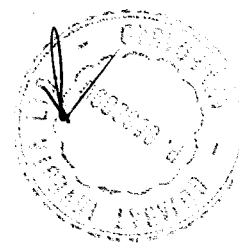


Statement Showing Shareholding Pattern

			Table (I)(a)		Gujarat Investa Ltd. 31.03.2015			
Category code	Category of Shareholder	Number of Shareholders	Total number of shares	Number of shares held in dematerialized form	Total shareholding as a percentage of total number of shares		Shares Pledged or otherwise encumbered	
					As a percentage of(A+B) ¹	As a percentage of (A+B+C)	Number of shares	As a percentage
(I)	(II)	(III)	(IV)	(V)	(VI)	(VII)	(VIII)	(IX)= (VIII)/(IV)*
(A)	Shareholding of Promoter and Promoter Group²							
1	Indian							
(a)	Individuals/ Hindu Undivided Family	4	4360919	4360919	58.07	58.07	0	0.00
(b)	Central Government/ State Government(s)	0	0	0	0.00	0.00	0	0.00
(c)	Bodies Corporate	0	0	0	0.00	0.00	0	0.00
(d)	Financial Institutions/ Banks	0	0	0	0.00	0.00	0	0.00
(e)	Any Others(Specify)	0	0	0	0.00	0.00	0	0.00
(e-i)		0	0	0	0.00	0.00	0	0.00
(e-ii)		0	0	0	0.00	0.00	0	0.00
	Sub Total(A)(1)	4	4360919	4360919	58.07	58.07	0	0.00
2	Foreign							
a	Individuals (Non-Residents Individuals/ Foreign Individuals)	0	0	0	0.00	0.00	0	0.00
b	Bodies Corporate	0	0	0	0.00	0.00	0	0.00
c	Institutions	0	0	0	0.00	0.00	0	0.00
d	Any Others(Specify)							
d-i		0	0	0	0.00	0.00	0	0.00
d-ii		0	0	0	0.00	0.00	0	0.00
	Sub Total(A)(2)	0	0	0	0.00	0.00	0	0.00
	Total Shareholding of Promoter and Promoter Group (A)= (A)(1)+(A)(2)	4	4360919	4360919	58.07	58.07	0	0.00
(B)	Public shareholding							
1	Institutions							
(a)	Mutual Funds/ UTI	0	0	0	0.00	0.00	0	0.00
(b)	Financial Institutions/ Banks	0	0	0	0.00	0.00	0	0.00
(c)	Central Government/ State Government(s)	0	0	0	0.00	0.00	0	0.00
(d)	Venture Capital Funds	0	0	0	0.00	0.00	0	0.00
(e)	Insurance Companies	0	0	0	0.00	0.00	0	0.00
(f)	Foreign Institutional Investors	0	0	0	0.00	0.00	0	0.00
(g)	Foreign Venture Capital Investors	0	0	0	0.00	0.00	0	0.00
(h)	Any Other (specify)							



		0	0	0	0.00	0.00	0	0.00
		0	0	0	0.00	0.00	0	0.00
	Sub-Total (B)(1)	0	0	0	0.00	0.00	0	0.00
B 2	Non-institutions							
(a)	Bodies Corporate	31	1111787	1111787	14.80	14.80	0	0.00
(b)	Individuals							
I	Individuals -i. Individual shareholders holding nominal share capital up to Rs 1 lakh	865	651082	454298	8.67	8.67	0	0.00
II	ii. Individual shareholders holding nominal share capital in excess of Rs. 1 lakh.	26	1377323	1377323	18.34	18.34	0	0.00
(c)	Any Other (specify)	0	0	0	0.00	0.00	0	0.00
(c-i)	Clearing Member	0	0	0	0.00	0.00	0	0.00
(c-ii)	Non Resident Indians (Repat)	4	7014	3414	0.09	0.09	0	0.00
	Non Resident Indians (Non Repat)	2	1775	1775	0.02	0.02	0	0.00
	Others	0	0	0	0.00	0.00	0	0.00
	Sub-Total (B)(2)	928	3148981	2948597	41.93	41.93	0	0.00
(B)	Total Public Shareholding (B)= (B)(1)+(B)(2)	928	3148981	2948597	41.93	41.93	0	0.00
	TOTAL (A)+(B)	932	7509900	7309516	100.00	100.00	0	0.00
(C)	Shares held by Custodians and against which Depository Receipts have been issued							
1	Promoter and Promoter Group	0	0	0	0	0.00	0	0.00
2	Public	0	0	0	0	0.00	0	0.00
	Sub-Total (C)	0	0	0	0	0.00	0	0.00
	GRAND TOTAL (A)+(B)+(C)	932	7509900	7309516	100.00	100.00	0	0.00



**(I)(b) Statement showing Shareholding of persons belonging to the category
"Promoter and Promoter Group"**

Gujarat Investa Ltd. 31.03.2015

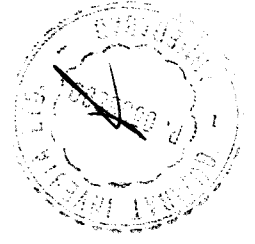
Sr. No. (I)	Name of the shareholder (II)	Details of Shares held		Encumbered shares (*)		Details of warrants		Details of convertible securities		Total shares (including underlying shares assuming full conversion of warrants and convertible securities) as a % of diluted share capital
		No. of Shares held (III)	As a % of grand total (A) + (B) + (C) (IV)	No. (V)	As a percentage (VI) = (V) / (III) * 100	As a % of grand total (A) + (B) + (C) of sub-clause (I)(a)	Number of warrants held (VIII)	As a % total number of warrants of the same class	Number of convertible securities held (X)	
1	Somna Agarwal	1161000	15.46	0	0.00	0	0.00	0	0.00	15.46
2	Purushottam Radheshyam Agarwal	1664419	22.16	0	0.00	0	0.00	0	0.00	22.16
3	Anjani Radheshyam Agarwal	960500	12.79	0	0.00	0	0.00	0	0.00	12.79
4	Purushottam Radheshyam Agarwal-HUF	575000	7.66	0	0.00	0	0.00	0	0.00	7.66
	TOTAL	4360919	58.07	0	0.00	0.00	0.00	0.00	0.00	58.07



(D)(c) Statement showing Shareholding of persons belonging to the category
(i) "Public" and holding more than 1% of the total number of shares

Gujarat Investa Ltd. 31.03.2015

Sr. No.	Name of the shareholder	Number of shares held	Shares as a percentage of total number of shares {i.e., Grand Total (A)+(B)+(C) indicated in Statement at para (D)(a) above}	Details of warrants		Details of convertible securities		Total shares (including underlying shares assuming full conversion of warrants and convertible securities) as a % of diluted share capital
				Number of warrants held	As a % total number of warrants of the same class	Number of convertible securities held	% w.r.t total number of convertible securities of the same class	
1	Ambrosia Fabrics Pvt. Ltd.	280000	3.73	0	0.00	0	0.00	3.73
2	Aman Global Pvt. Ltd.	250000	3.33	0	0.00	0	0.00	3.33
3	Rohan Advisory Pvt. Ltd.	250000	3.33	0	0.00	0	0.00	3.33
4	Nisarg Fashions Pvt. Ltd.	145801	1.94	0	0.00	0	0.00	1.94
5	Trilokchand Govindram Agarwal	246877	3.29	0	0.00	0	0.00	3.29
6	Sandip R. Agarwal	211267	2.81	0	0.00	0	0.00	2.81
7	Mrunal Agency & Financials Pvt. Ltd.	136000	1.81	0	0.00	0	0.00	1.81
8	Krishkant Bhimsen Agarwal	129500	1.72	0	0.00	0	0.00	1.72
	TOTAL	1649445	21.96	0	0.00	0	0.00	21.96




- (I) Statement showing holding of securities (including shares, warrants, convertible securities) of person together with PAC) belonging to the category "Public" and holding more than 5% of the total number of shares of the company
- (c)
- (ii)

Sr. No.	Name(s) of the shareholder(s) and the Persons Acting in Concert (PAC) with them	Number of shares	Shares as a percentage of total number of shares {i.e., Grand Total (A)+(B)+(C) indicated in Statement at para (I)(a) above}	Details of warrants		Details of convertible securities		Total shares (including underlying shares assuming full conversion of warrants and convertible securities) as a % of diluted share capital
				Number of warrants	As a % total number of warrants of the same class	Number of convertible securities held	% w.r.t total number of convertible securities of the same class	
1		0	0.00	0	0.00	0	0.00	0
	TOTAL	0	0.00	0	0.00	0	0.00	0




(I)(d) Statement showing details of locked-in shares

Sr. No.	Name of the shareholder	Number of locked-in shares	Locked-in shares as a percentage of total number of shares {i.e., Grand Total (A)+(B)+(C) indicated in Statement at para (I)(a) above}
1		0	0.00
TOTAL		0	0.00



(II)(a) Statement showing details of Depository Receipts (DRs)

Sr. No.	Type of outstanding DR (ADRs, GDRs, SDRs, etc.)	Number of outstanding DRs	Number of shares underlying outstanding DRs	Shares underlying outstanding DRs as a percentage of total number of shares {i.e., Grand Total (A)+(B)+(C) indicated in Statement at para (I)(a) above}
1		0	0	0.00
2		0	0	0.00
TOTAL		0	0	0.00



(II)(b) Statement showing holding of Depository Receipts (DRs), where underlying shares held by "promoter/promoter group" are in excess of 1% of the total number of shares

Sr. No.	Name of the DR Holder	Type of outstanding DR (ADRs, GDRs, SDRs, etc.)	Number of shares underlying outstanding DRs	Shares underlying outstanding DRs as a percentage of total number of shares {i.e., Grand Total (A)+(B)+(C) indicated in Statement at para (I)(a) above}
1		0	0	0.00
2		0	0	0.00
TOTAL		0	0	0.00

FOR GUJARAT INVESTA LIMITED


PURUSHOTTAM AGARWAL

DIRECTOR

DIN: 00396869

