



Gujarat Investa Limited

Regd. Office : 3 & 4 Shivalik Plaza, Opp. Atira, Ambawadi, Ahmedabad-380 015. Gujarat.
Phone : 079-26307831 to 26307832 Fax : +91-79-26307838 Email : gujarat.investa@gmail.com

CIN : L65910GJ1993PLC018858

November 11, 2014

To,
The General Manager, Listing
Bombay Stock Exchange Ltd.,
First Floor, Rotunda Building,
B.S. Marg, Fort,
Mumbai - 400 001

Dear Sir/ Madam,

Sub : Share Holding Pattern - Clause 35 – 30th September 2014.
Ref : Company Code: BSE: 531341

With regard to the mail sent by you dated 10.11.2014 relating to the query i.e. *no. of shares not given for clearing members only demat shares given (Non- Institutions)* in Clause 35 raised by your good office, we hereby enclose a revised clause 35 of the Company.

Please note that the no. of shares as held by Clearing Members were mentioned in Cl. B 2 i.e. c-ii: others in place of B 2 i.e. c-i: Clearing Members erroneously treating the holding as negligible.

Further, please note that the total no. of shares does not differ i.e. 7509900.

You are requested to kindly condone the lapse which was unintentional.

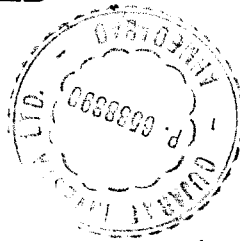
Thanking You,

Faithfully Yours,

FOR GUJARAT INVESTA LIMITED


AUTHORISED SIGNATORY

Encl: As Stated




Introductory sub-table'(I)(a)

Name of the Company: GUJARAT INVESTA LIMITED			
Scrip Code, Name of the scrip, class of security: BSE - 531341 : Equity Shares			
Quarter ended: 30.09.2014			
Partly paid-up shares:-			
	No. of partly paid-up shares	As a % of total no. of partly paid-up shares	As a % of total no. of shares of the company
Held by promoter/promoter group	0	0	0
Held by public	0	0	0
Total - D	0	0	0
Outstanding convertible securities:-			
	No. of outstanding securities	As a % of total no. of outstanding convertible securities	As a % of total no. of shares of the company, assuming full conversion of the convertible securities
Held by promoter/promoter group	0	0	0
Held by public	0	0	0
Total - E	0	0	0
Warrants:-			
	No. of warrants	As a % of total no. of warrants	As a % of total no. of shares of the company, assuming full conversion of warrants
Held by promoter/promoter group	0	0	0
Held by public	0	0	0
Total - F	0	0	0
Total paid-up capital of the company, assuming full conversion of warrants and convertible securities (Grand Total (A+B+C)+ D+E+F)			
	7509900		100




Statement Showing Shareholding Pattern

			Table (I)(a)		Gujarat Investa Ltd. 30.09.2014			
Category code	Category of Shareholder	Number of Shareholders	Total number of shares	Number of shares held in dematerialized form	Total shareholding as a percentage of total number of shares		Shares Pledged or otherwise encumbered	
					As a percentage of(A+B) ¹	As a percentage of (A+B+C)	Number of shares	As a percentage
(I)	(II)	(III)	(IV)	(V)	(VI)	(VII)	(VIII)	(IX)= (VIII)/(IV)*
(A)	Shareholding of Promoter and							
1	Indian							
(a)	Individuals/ Hindu Undivided Family	4	4360919	4360919	58.07	58.07	0	0.00
(b)	Central Government/ State Government(s)	0	0	0	0.00	0.00	0	0.00
(c)	Bodies Corporate	0	0	0	0.00	0.00	0	0.00
(d)	Financial Institutions/ Banks	0	0	0	0.00	0.00	0	0.00
(e)	Any Others(Specify)	0	0	0	0.00	0.00	0	0.00
(e-i)		0	0	0	0.00	0.00	0	0.00
(e-ii)		0	0	0	0.00	0.00	0	0.00
	Sub Total(A)(1)	4	4360919	4360919	58.07	58.07	0	0.00
2	Foreign							
a	Individuals (Non-Residents Individuals/ Foreign Individuals)	0	0	0	0.00	0.00	0	0.00
b	Bodies Corporate	0	0	0	0.00	0.00	0	0.00
c	Institutions	0	0	0	0.00	0.00	0	0.00
d	Any Others(Specify)	0	0	0	0.00	0.00	0	0.00
d-i		0	0	0	0.00	0.00	0	0.00
d-ii		0	0	0	0.00	0.00	0	0.00
	Sub Total(A)(2)	0	0	0	0.00	0.00	0	0.00
	Total Shareholding of Promoter and Promoter Group (A)= (A)(1)+(A)(2)	4	4360919	4360919	58.07	58.07	0	0.00
(B)	Public shareholding							
1	Institutions							
(a)	Mutual Funds/ UTI	0	0	0	0.00	0.00	0	0.00
(b)	Financial Institutions/ Banks	0	0	0	0.00	0.00	0	0.00
(c)	Central Government/ State Government(s)	0	0	0	0.00	0.00	0	0.00
(d)	Venture Capital Funds	0	0	0	0.00	0.00	0	0.00
(e)	Insurance Companies	0	0	0	0.00	0.00	0	0.00
(f)	Foreign Institutional Investors	0	0	0	0.00	0.00	0	0.00
(g)	Foreign Venture Capital Investors	0	0	0	0.00	0.00	0	0.00
(h)	Any Other (specify)	0	0	0	0.00	0.00	0	0.00
(h-i)		0	0	0	0.00	0.00	0	0.00



(h-ii)		0	0	0	0.00	0.00	0	0.00
	Sub-Total (B)(1)	0	0	0	0.00	0.00	0	0.00
B 2	Non-institutions							
(a)	Bodies Corporate	33	1115121	1115121	14.85	14.85	0	0.00
(b)	Individuals							
I	Individuals -i. Individual shareholders holding nominal share capital up to Rs 1 lakh	862	648900	451016	8.64	8.64	0	0.00
II	ii. Individual shareholders holding nominal share capital in excess of Rs. 1 lakh.	26	1377849	1377849	18.35	18.35	0	0.00
(c)	Any Other (specify)	0	0	0	0.00	0.00	0	0.00
(c-i)	Clearing Member	1	22	22	0.00	0.00	0	0.00
(c-ii)	Non Resident Indians (Repat)	4	7014	3414	0.09	0.09	0	0.00
	Non Resident Indians (Non Repat)	1	75	75	0.00	0.00	0	0.00
	Others	0	0	0	0.00	0.00	0	0.00
	Sub-Total (B)(2)	927	3148981	2947497	41.93	41.93	0	0.00
(B)	Total Public Shareholding (B)= (B)(1)+(B)(2)	927	3148981	2947497	41.93	41.93	0	0.00
	TOTAL (A)+(B)	931	7509900	7308416	100.00	100.00	0	0.00
(C)	Shares held by Custodians and against which Depository Receipts have been issued							
1	Promoter and Promoter Group	0	0	0	0	0.00	0	0.00
2	Public	0	0	0	0	0.00	0	0.00
	Sub-Total (C)	0	0	0	0	0.00	0	0.00
	GRAND TOTAL (A)+(B)+(C)	931	7509900	7308416	100.00	100.00	0	0.00



(D)(b) Statement showing Shareholding of persons belonging to the category
"Promoter and Promoter Group"

Gujarat Investa Ltd. 30.09.2014


Sr. No. (I)	Name of the shareholder (II)	Details of Shares held		Encumbered shares (*)			Details of warrants		Details of convertible securities		Total shares (including underlying shares assuming full conversion of warrants and convertible securities) as a % of diluted share capital
		No. of Shares held (III)	As a % of grand total (A) + (B) + (C) (IV)	No. (V)	As a percentage (VI) = (V) / (III) * 100	As a % of grand total (A) + (B) + (C) of sub-clause (I)(a)	Number of warrants held (VIII)	As a % total number of warrants of the same class	Number of convertible securities held (X)	As a % total number of convertible securities of the same class (XI)	
1	Somna Agarwal	1161000	15.46	0	0.00	0.00	0	0.00	0	0.00	(XII) 15.46
2	Purushottam Radheshyam Agarwal	1664419	22.16	0	0.00	0.00	0	0.00	0	0.00	22.16
3	Anjani Radheshyam Agarwal	960500	12.79	0	0.00	0.00	0	0.00	0	0.00	12.79
4	Purushottam Radheshyam Agarwal-HUF	575000	7.66	0	0.00	0.00	0	0.00	0	0.00	7.66
TOTAL		4360919	58.07	0	0.00	0.00	0.00	0.00	0.00	0.00	58.07



Gujarat Investa Ltd. 30.09.2014


(D)(c) Statement showing Shareholding of persons belonging to the category
(i) "Public" and holding more than 1% of the total number of shares

Sr. No.	Name of the shareholder	Number of shares held	Shares as a percentage of total number of shares {i.e., Grand Total (A)+(B)+(C) indicated in Statement at para (D)(a) above}	Details of warrants		Details of convertible securities		Total shares (including underlying shares assuming full conversion of warrants and convertible securities) as a % of diluted share capital
				Number of warrants held	As a % total number of warrants of the same class	Number of convertible securities held	% w.r.t total number of convertible securities of the same class	
1	Ambrosia Fabrics Pvt. Ltd.	280000	3.73	0	0.00	0	0.00	3.73
2	Aman Global Pvt. Ltd.	250000	3.33	0	0.00	0	0.00	3.33
3	Rohan Advisory Pvt. Ltd.	250000	3.33	0	0.00	0	0.00	3.33
4	Nisarg Fashions Pvt. Ltd.	145801	1.94	0	0.00	0	0.00	1.94
5	Trilokchand Govindram Agarwal	246877	3.29	0	0.00	0	0.00	3.29
6	Sandip R. Agarwal	211267	2.81	0	0.00	0	0.00	2.81
7	Mrunal Agency & Financials Pvt. Ltd.	136000	1.81	0	0.00	0	0.00	1.81
8	Krishkant Bhimsen Agarwal	129500	1.72	0	0.00	0	0.00	1.72
TOTAL		1649445	21.96	0	0.00	0	0.00	21.96




- (I) Statement showing holding of securities (including shares, warrants, convertible securities) of person together with PAC) belonging to the category "Public" and holding more than 5% of the total number of shares of the company
- (c) (ii)

Sr. No.	Name(s) of the shareholder(s) and the Persons Acting in Concert (PAC) with them	Number of shares	Shares as a percentage of total number of shares {i.e., Grand Total (A)+(B)+(C) indicated in Statement at para (I)(a) above}	Details of warrants		Details of convertible securities		Total shares (including underlying shares assuming full conversion of warrants and convertible securities) as a % of diluted share capital
				Number of warrants	As a % total number of warrants of the same class	Number of convertible securities held	% w.r.t total number of convertible securities of the same class	
1		0	0.00	0	0.00	0	0.00	0
	TOTAL	0	0.00	0	0.00	0	0.00	0




(I)(d) Statement showing details of locked-in shares

Sr. No.	Name of the shareholder	Number of locked-in shares	Locked-in shares as a percentage of total number of shares {i.e., Grand Total (A)+(B)+(C) indicated in Statement at para (I)(a) above}
1		0	0.00
TOTAL		0	0.00



(II)(a) Statement showing details of Depository Receipts (DRs)

Sr. No.	Type of outstanding DR (ADRs, GDRs, SDRs, etc.)	Number of outstanding DRs	Number of shares underlying outstanding DRs	Shares underlying outstanding DRs as a percentage of total number of shares {i.e., Grand Total (A)+(B)+(C) indicated in Statement at para (I)(a) above}
1		0	0	0.00
2		0	0	0.00
TOTAL		0	0	0.00



(II)(b) Statement showing holding of Depository Receipts (DRs), where underlying shares held by "promoter/promoter group" are in excess of 1% of the total number of shares

Sr. No.	Name of the DR Holder	Type of outstanding DR (ADRs, GDRs, SDRs, etc.)	Number of shares underlying outstanding DRs	Shares underlying outstanding DRs as a percentage of total number of shares {i.e., Grand Total (A)+(B)+(C) indicated in Statement at para (I)(a) above}
1		0	0	0.00
2		0	0	0.00
TOTAL		0	0	0.00

FOR GUJARAT INVESTA LIMITED


DIRECTOR

